



CL4500

2K VOC PERFORMANCE FILLER

Description

2K VOC compliant chromate-free sanding filler.
Colour: grey.
Composition based on functional acrylic copolymer.

Products

CL4500	2K VOC Performance Filler
CL6500	HS Hardener
CL6400	HS Hardener Fast
CL705	Reducer Fast
CL710	Reducer Medium

Properties

- Easy to apply, smooth flow.
- Excellent vertical stability.
- High filling power and easy to sand.
- Outstanding isolation properties and perfect topcoat hold-out.
- Excellent adhesion.
- Can be coated with CHALLENGER[®] topcoat.
- VOC compliant, conform with directive 2004/42/EC.









Substrates

- OEM finishes.
- Cured repair finishes.
- Sanded putties.
- Primed steel, zinc galvanised steel and aluminium.
- CHALLENGER[®] 1K VOC Wash Primer-Filler CL4000

CL4500

2K VOC PERFORMANCE FILLER

PRODUCT PREPARATION

	Mixing ratio		Standard (CL6500)		Fast (CL6400)		
			Volume	Weight	Volume	Weight	
		CL4500	4	100	4	100	
		CL6400	-	-	1	15	
		CL6500	1	15	-	-	
		CL705/710	0 - 5%	0 - 4	0 - 5%	0 - 4	
	VOC (2004/42/EC)	540 g/l					
	Potlife at 20°C	CL6500 CL6400	2 hr				
	Spray viscosity at 20°C	DIN 4 FORD 4 AFNOR 4	20-25 s 21-27 s 23-31 s				
	Spray equipment		Fluid tip (mm)	Distance (cm)	Pressure (bar)		
		Compliant guns					
		Gravity feed	1.4-1.7	15-20	According to supplier's specifications		
		Suction feed	1.6-1.8	15-20			
		Pressure feed	1.0-1.2	15-20			
		Conventional guns					
Gravity feed	1.4-1.8	20-25	3-4				
Suction feed	1.6-1.8	20-25	3-4				
Pressure feed	1.0-1.2	20-25	3-4				
	Number of coats	1-3					
	Flash time at 20°C	Between coats till flat. 10 min before bake.					
	DFT	80-200 micron/coat					
	Dry to sand		CL6500		CL6400		
		at 15°C	O.N.		6-8 hr		
		at 20°C	3-4 hr		3 hr		
		at 40°C	30-40 min		30 min		
		at 60°C	25-30 min		25 min		
	IR drying	Distance	80 cm		* Guideline for short/medium wave IR equipment.		
	Half power	5 min					
	Full power	15-20 min					



CL4500

2K VOC PERFORMANCE FILLER

RECOMMENDED USE

Surface preparation

- Before applying CL4500, clean the surface, sand and degrease properly.
- Treat bare metal spots with 1 coat of wash primer or CHALLENGER[®] 1K Wash Primer Filler CL4000.

Equipment cleaning

Use a correct solventborne gunwash.

Remarks

- Do not use activated CL4500 beyond the pot life nor reduce it further to get viscosity down again.
- If CL4500 is applied over thermoplastic acrylic finishes, complete panel or overall car has to be treated. Spot repairing or sand throughs of the filler can result in spot marking or lifting when applying a basecoat.
- Do NOT exceed recommended film thickness to avoid film defects, poor film through cure and poor adhesion.
- Respect mixing ratios, drying times, spray pressure and DFT to avoid poor sandability and paperfilling.
- Activated material should not be returned to original can of non-activated material.
- Close can of activator tightly immediately after use, as this product will react with humid air and water and lose its hardening effect.
- Material has to be at room temperature (18-25°C) before use.



CL4500

2K VOC PERFORMANCE FILLER

Product data

Package viscosity:	2500-3000 cp (at 5 rpm) 900-1200 cp (at 20 rpm)
Theoretical coverage:	5.5-5.8 m ² /l at 80 μ DFT - ready-to-spray
Directive 2004/42/EC:	The EU limit value for this product (product category: IIB(c)) in ready to use form is maximum 540 g/l of VOC. The VOC content of this product in ready to use form is maximum 540 g/l.

Safety

Consult the Safety Data Sheet prior to use.
Observe the precautionary notices displayed on the container.

All other products referred to in the paint system build-up are from Challenger®. System properties will not be valid when the related material is used in combination with any other materials or additives not belonging to Challenger®, unless explicitly indicated otherwise.

For professional use only! The information provided in this documentation has been carefully selected and arranged by us. It is based upon our best knowledge on the subject at the date of issuance. The Information is given for information purposes only. We are not liable for its correctness, accuracy and completeness. It is up to the user to check the information with regard to up-to-dateness and suitability for his intended purpose. The intellectual property in this Information, including patents, trademarks and copyrights, is protected. All rights reserved. The relevant Material Safety Data Sheet and Warnings displayed on the product label need to be observed. We may modify and/ or discontinue operation of all or portions of this Information at any time in our sole discretion, without notice and assume no responsibility to update the Information. All rules set forth in this clause shall apply accordingly for any future changes and amendments.

This Technical Data Sheet supersedes all previous issues.