

ALL-PURPOSE LIGHT PUTTY

DEFINITION

All-purpose lightweight polyester putty.

The main advantage in comparison with standard polyester putties is its good adhesion to both galvanised metals and to aluminium.

Its excellent adhesion is achieved maintaining all the qualities that a good putty is requested to have such as easy application, fast drying and easy sanding (beginning with P120 abrasive paper).

PHYSICAL CHARACTERISTICS

Nature:	Unsaturated polyester
Colour:	White and beige
Specific weight:	1,2 kg/l at 20°C
VOC:	25 g/l Mixing Application

AUXILIARY PRODUCTS




Hardener PBO

SUITABLE SURFACES

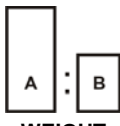


It may be applied on steel, aluminium, galvanised and polyester surfaces.
When maximum protection is required apply on epoxy primer.
Do not apply on thermoplastic finishes and Wash Primers.

SURFACE PREPARATION





- 1 - Identify surface.
- 2 - Process:

PROCESS		Steel	Aluminium	Galvanised	Polyester UP-GFK
	P80	√	√	√	√
	P150	√	√	√	√
	DA93	√	√	√	√

1 – APPLICATION

	 WEIGHT		
10°C	100:2-3	7'	30'
20°C		5'	25'
30°C		4'	15'

2 – SANDING

				
	↓			
INITIAL		7 - 5 mm	P120	P100
FINAL		5 - 3 mm	P220	P240

REMARKS

Do not add more hardener than specified. Mix thoroughly.
It must be isolated before applying finish coating.
Polyester putties will not harden at temperatures under +5°C.

EQUIPMENT CLEANING

Clean putty knives with a cleaning thinner before the product hardens.

SAFETY

Follow instructions of product label. For more information check the Safety Data Sheets. Compliant with the National Statutory Regulation for Health and Safety at Work and Waste Disposal.

STORAGE

Store the product in a ventilated place far from direct exposure to sunlight. Keep between +5°C and +30°C.

GUARANTEE

In unopened original packaging, one year from manufacturing date.

SUGGESTION:

The longer it takes between sanding the putty and applying the primer filler the better will be the finish.

For any technical information contact with our Customer Attention Service or our Technical Department.
ROBERLO SA declines any responsibility due to an incorrect use of the product.